

1

2

3

4

5

6

7

REVISIONS

REV.	DESCRIPTION	DATE	APPROVED
------	-------------	------	----------

A

B

C

D

E

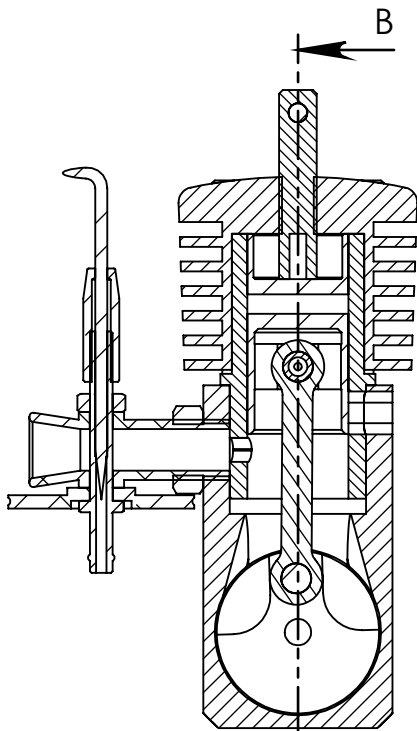
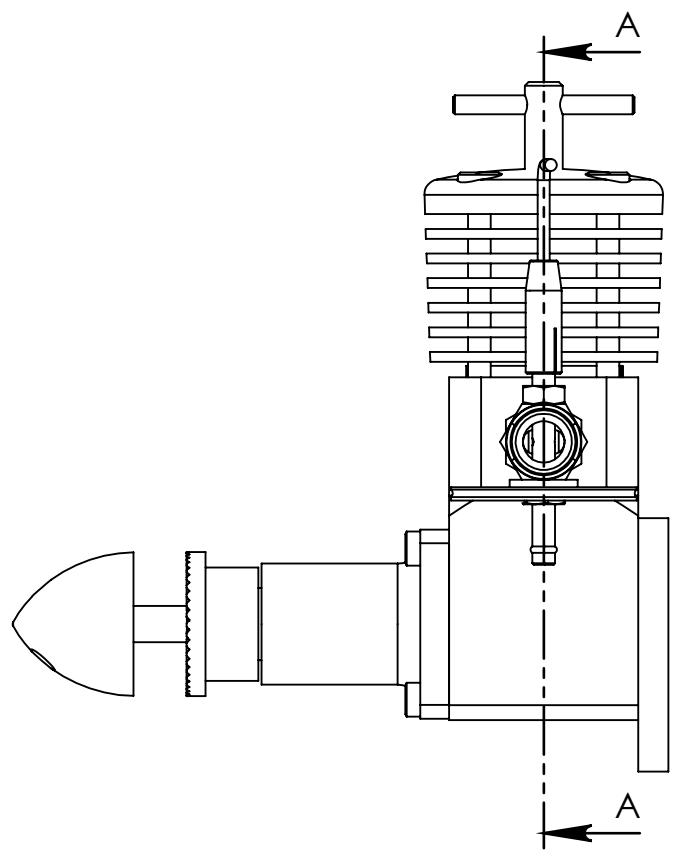
A

B

C

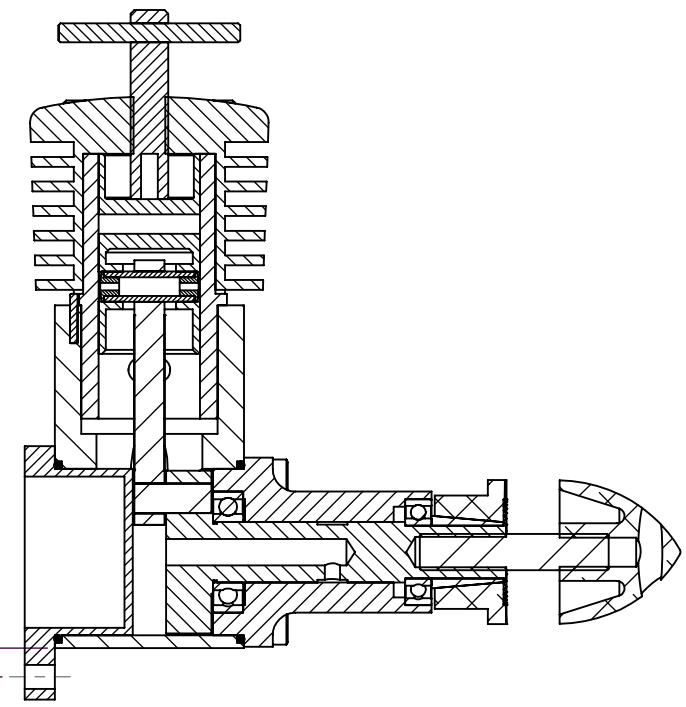
D

E



SECTION A-A

(3.8)



SECTION B-B

WEIGHT = 186.76 gm

© Machine Concept Ltd

All dimensions are in mm unless otherwise stated.
 No dec pl : ± 0.5mm
 1 dec pl : ± 0.2mm
 2 dec pl : ± 0.1mm
 3 dec pl : ± 0.05mm
 angular : ± 0.2°
DO NOT SCALE



Drg By. Mike Nelson	Chk'd By. CHKD BY	Approved - date	Model Name nelson 2cc main assembly	Date. 31/12/2011	Scale 1:1
Material. see parts	Finish.	Title. MAIN ASSEMBLY		Sheet number. A4 1 of 2	
Drg No. -					

1

2

3

4

5

6

7

ITEM NO.	Number	Description	Qty
1	-	CRANKCASE	1
2	-	CYLINDER	1
3	-	PISTON	1
4	-	CONTRA PISTON	1
5	-	CYLINDER FINS	1
6	-	BACKPLATE	1
7	-	CONROD	1
8	-	GUDGON PIN	1
9	-	GUDGON PIN END PAD	2
10	-	VENTURIE	1
11	-	NEEDLE VALVE BODY	1
12	-	NEEDLE VALVE NEEDLE	1
13	-	M3 NUT	1
14	-	NEEDLE VALVE THIMBLE	1
15	-	VENTURIE LOCK NUT	1
16	-	TANK TOP (SMALL)	1
17	-	MAIN BRG HOUSING	1
18	-	CRANKSHAFT	1
19	-	CRANK PIN	1
20	-	PROP DRIVER	1
21	-	PROP STUD	1
22	-	PROP NUT	1
23	-	PROP DRIVER COLLET	1
24	-	COMPRESSION SCREW SHAFT	1
25	-	COMPRESSION SCREW BAR	1
26	-	CYLINDER DOWEL	1
27	628-8	Ø16 x Ø8 x 4 BALLRACE	1
28	618-7	Ø14 x Ø7 x 3.5 BALLRACE	1
29	-	Ø22 1/D x Ø1.0 SECTION ORING	2
30	-	M2.5 x 8 SKT CAP SCREW	8
31	-	M3 x 30 skt cap hd	4

